



AQUALUMA®
LED LIGHTING

MARINE CATALOGUE



INTERNATIONAL PATENTS APPLY

COMPANY PROFILE

Established in 2004 Aqualuma is a privately owned company based on the Gold Coast, Queensland, Australia. Situated in the heart of the Australian marine industry, Aqualuma is widely regarded as the world's leading LED marine lighting manufacturer. Aqualuma has redefined the underwater light industry with superior technology and high-quality products, lighting the water and exteriors of vessels around the world.

Aqualuma's iconic Thru-Hull range is the world's first and only underwater light range with a one-piece polymer housing unit that has no lenses or seals and is patented in 127 counties. Aqualuma's extensive research and development program has seen the range grow to include a comprehensive and versatile range of lighting, including thru-hull, submersible, deck and flood lighting. In 2014 Aqualuma introduced the all new GEN 4 Thru-Hull Range.


Aqualuma's use of LED technology allows the company to help manufacturers and owners around the world become more energy efficient. State of the art manufacturing processes offers the minimization of energy consumption in every step of the production and distribution process. Aqualuma products are more than 90% recyclable.

Aqualuma operates globally with sales and service centers in Europe, Asia, Oceania, UAE and the Americas and products are distributed in more than 36 countries.

With a superior product range, market leading warranty and cutting edge technology, Aqualuma has made the choice easy for customers who desire the best in marine lighting.

In 2018 Aqualuma received full accreditation as an Australian Trusted Trader (ATT) from the Department of Immigration and Border Protection. Australian Trusted Trader is a partnership to deliver real trade facilitation benefits to businesses who meet international supply chain and trade compliance standards.





UNDERWATER LIGHTING RANGE & WARRANTY

Aqualuma revolutionized underwater lighting in 2004 with its Thru-Hull range, a unique upgradeable and serviceable LED underwater light. Aqualuma Thru-Hull lights are the world's first and only underwater lights with a one piece, corrosion-proof and injection-moulded housing that has no lenses or seals and can be serviced and upgraded without the need for haul out.

These lights are virtually unbreakable and have been pressure tested to 396 metres (1300 feet) below sea level. The real advantage of the Aqualuma Thru-Hull system is the ability to continually upgrade without the need of a haul out as LED technology advances and many of Aqualuma's original customers have taken advantage of this service.

Aqualuma's Thru-Hull range features a world-leading 10 year warranty on the Thru-Hull housings and a 3 year warranty on internals, something unmatched by any other underwater light manufacturer. All other Aqualuma products carry an impressive 2 year warranty. This a total warranty, covering all components of the product.



GEN 5

PREMIUM
UNDERWATER LIGHTS

Thru-Hull *SERIES*

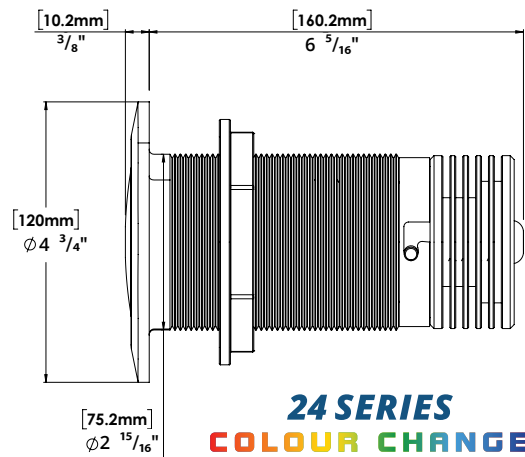
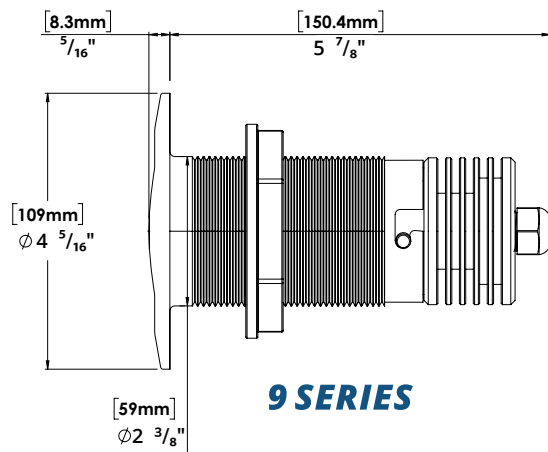
Aqualuma's GEN 5 Thru-Hull range of LED lights is suitable for all craft from tinnies through to luxury motor yachts. The range is also ideal for any type of hull construction, including aluminium, steel, wood and fibreglass.



9 SERIES



24 SERIES



Pictured: Maritimo X60

TECHNICAL SPECIFICATIONS

- 9 Series available in Blue or white
- 24 Series available in Blue or White or RGB Color Change
- Bluetooth phone based control (Android / Iphone)
- Casambi user interface app (free)
- Create and store unique lighting scenes
- Dimming available on all models
- Strobing available on 9 or 24 Blue and White
- Upgrade available from previous generations
- Our brightest underwater lights to date
- 10 year housing warranty
- 3 year internal warranty
- Corrosion proof polymer housing
- Internally serviceable and upgradeable without haul-out
- No bonding to electrical system
- External ignition protection

GEN 4 6 SERIES

**THE ICONIC 3 SERIES HAS DOUBLED IN OUTPUT BUT NOT IN SIZE.
ALL GROWN UP INTO THE AMAZING, GEN 4, 6 SERIES.**

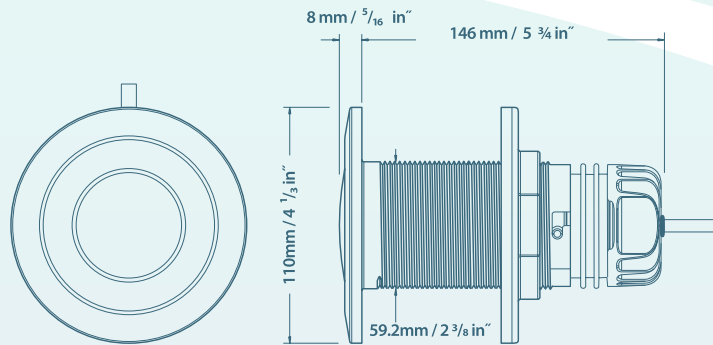
Designed with long life in mind, the all new 6 Series is corrosion-proof and features Aqualuma's injection-moulded, patented polymer housing – the most sophisticated material in underwater lighting available. The 6 Series is fully serviceable and upgradable without the need for haul out. Available in Ultra Blue and Brilliant White, this product is recommended for boats ranging from 6 metres (20 feet) to 13 metres (45 feet). As part of the thru-hull range, the 6 Series features Aqualuma's 10 year housing warranty with a 3 year warranty on internals.

BRILLIANT WHITE

- Color temperature 9000 to 10000 degrees Kelvin (the colder the white the further it travels in water)
- Fixture Lumens : 770 lm
- Fixture Lumens Lowlight Conditions: 1,725 lm

ULTRA BLUE

- Color temperature 470nm (the color that travels further in salt water than any other)
- Fixture Lumens : 295 lm
- Fixture Lumens Lowlight Conditions : 4,900 lm



TECHNICAL SPECIFICATIONS

- Gen 4 LED technology
- 3 year warranty on internals
- 10 year housing warranty
- Patented, High-Tech chemically resistant polymer housing
- No lens seal to leak, low heat emission
- Low power consumption: 12 or 24 volt dc approx. 1 amp per light @ 12 volt or 0.5 of an amp @ 24 volt
- Internally serviceable and upgradeable without haul-out
- Can be operated in or out of the water
- No bonding to anodes required
- Reverse polarity protected
- External ignition protection
- Serviceable driver module
- Each light comes with 3.7 metres (12 feet) of cable
- Easy and low cost 2-wire installation
- 60mm/2 3/8" thru-hull fitting
- Meets World EMI standard
- All new combination optic with increased horizontal spread

GEN 4 12 SERIES

BIGGER, BETTER, BRIGHTER: AS PART OF THE ICONIC THRU-HULL RANGE, THE 12 SERIES IS A SERIOUS LIGHT DESIGNED TO ILLUMINATE LARGER BOATS

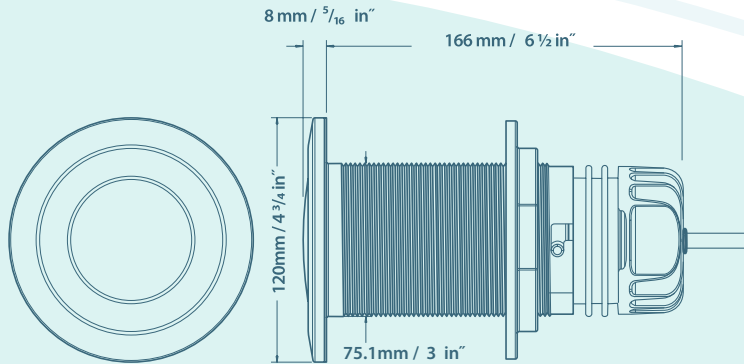
The 12 Series is a larger Thru-Hull option. This powerful light is capable of packing a serious punch. The 12 Series has a corrosion-proof, injection-molded, patented polymer housing and is internally driven and maintainable. Available in Ultra Blue and Brilliant White, this product is recommended for boats from 12 metres (40 feet) to 30 metres (100 feet). As part of the Thru-Hull range, the 12 Series features Aqualuma's 10 year housing warranty with a 3 year warranty on internals.

BRILLIANT WHITE

- Color temperature 9000 to 10000 degrees Kelvin (the colder the white the further it travels in water)
- Fixture Lumens : 1,525 lm
- Fixture Lumens Lowlight Conditions: 3,608 lm

ULTRA BLUE

- Color temperature 470nm (the color that travels further in salt water than any other)
- Fixture Lumens : 570 lm
- Fixture Lumens Lowlight Conditions : 9,990 lm



TECHNICAL SPECIFICATIONS

- Gen 4 LED technology
- 3 year warranty on internals
- 10 year housing warranty
- Patented, High-Tech chemically resistant polymer housing
- Internally serviceable and upgradeable
- 12 or 24 volt dc
- Current draw of less than 2.0 amps @ 12 volt or 1.0 amp @ 24 volt
- No bonding to anodes required
- Meets world EMI standard
- No lens seals to deteriorate or leak
- Serviceable driver module
- 3.7 metre (12 feet) of tinned marine cable
- Easy low cost 2-wire installation
- 75mm/3" thru-hull fitting
- External ignition protection
- Throws both a deep penetrating and wide flat beam of light from the one unit
- All new combination optic with increased horizontal spread

GEN 4 18 SERIES

BIGGER, BEST, BRIGHTEST. THE 18 SERIES IS DESIGNED TO ILLUMINATE THE WORLDS LARGEST SUPERYACHTS.

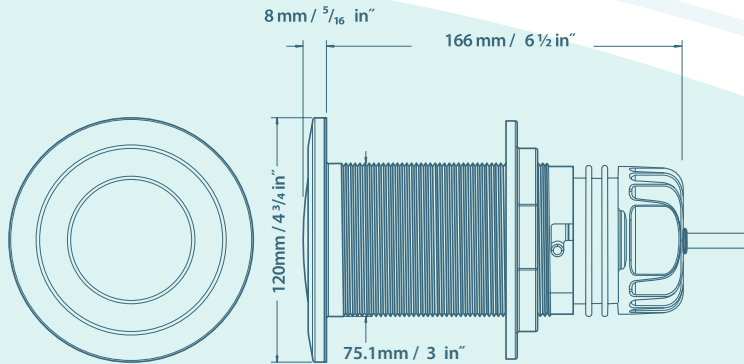
The 18 Series is our largest Thru-Hull option. Designed for large vessels and superyachts, the 18 Series delivers a huge light output at an affordable price in our patented, one piece polymer housing and has the ability to be serviced from inside the vessel. The 18 Series ultra light is encased in our 12 Series housing and gives Aqualuma 6 and 12 Series owners the ability to upgrade to the 18 Series from inside the boat with no haul out.

BRILLIANT WHITE

- Color temperature 9000 to 10000 degrees Kelvin (the colder the white the further it travels in water)
- Fixture Lumens : 2,150 lm
- Fixture Lumens Lowlight Conditions: 4,920 lm

ULTRA BLUE

- Color temperature 470nm (the color that travels further in salt water than any other)
- Fixture Lumens : 835 lm
- Fixture Lumens Lowlight Conditions : 14,100 lm



TECHNICAL SPECIFICATIONS

- Gen 4 LED technology
- 3 year warranty on internals
- 10 year housing warranty
- Patented, High-Tech chemically resistant polymer housing
- Internally serviceable and upgradeable
- 12 or 24 volt dc
- Current draw of less than 2.6 amps @ 12 volt or 1.3 amp @ 24 volt
- No bonding to anodes required
- Meets world EMI standard
- Throws both a deep penetrating and wide flat beam of light from the one unit
- No lens seals to deteriorate or leak
- Serviceable driver module
- 3.7 metre (12 feet) of tinned marine cable
- Easy low cost 2-wire installation
- 75mm/3" thru-hull fitting
- All new combination optic with increased horizontal spread

GEN 4 18 TRI SERIES

**THE COLOURFUL TRI SERIES IS ALL ABOUT OFFERING CHOICE.
DECIDING WHICH AQUALUMA PRODUCT TO PURCHASE HAS JUST BEEN MADE EASIER.**

The Tri Series combines the brilliance of the blue and white LEDs within the body of the 12 and 18 Series and offers customers the choice of two colours (9 blue and 9 white LEDs) in the one housing. Choose to operate just one colour, or run them together to get a mix of the two, at an intensity that is equal to the 18 Series. Manufactured in the incredibly robust one-piece, corrosion-proof and injection-molded polymer housing. As part of the Thru-Hull range, the 18 Series features Aqualuma's 10 year housing warranty with a 3 year warranty on internals.

BRILLIANT WHITE

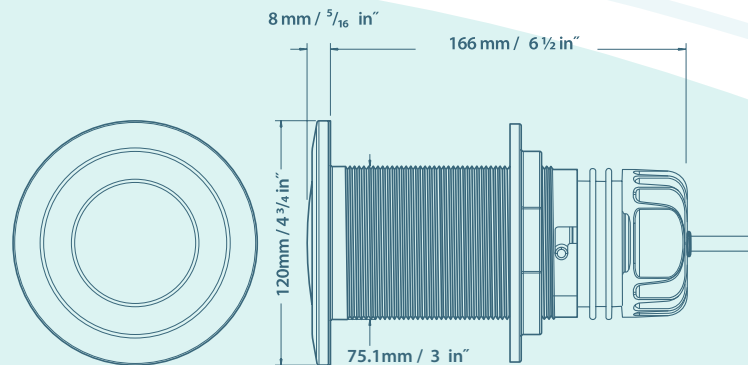
- Color temperature 9000
- Fixture Lumens : 1075 lm
- Fixture Lumens Lowlight Conditions: 2475 lm

ULTRA BLUE

- Color temperature 470nm
- Fixture Lumens : 418lm
- Fixture Lumens Lowlight Conditions : 7,050 lm

BLUE / WHITE TRI

- Fixture Lumens : 1,493lm
- Fixture Lumens Lowlight Conditions : 9,525 lm



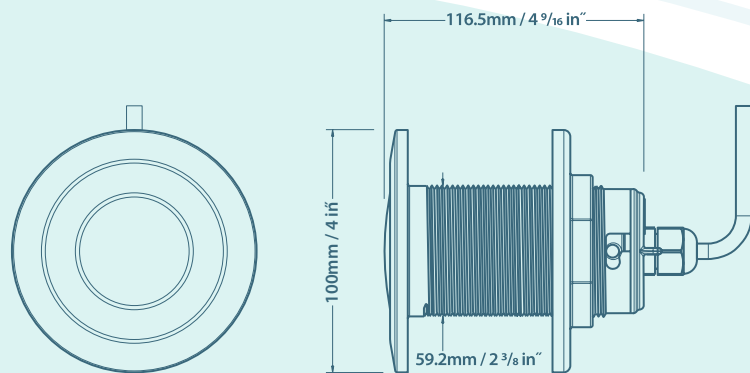
TECHNICAL SPECIFICATIONS

- Gen 4 LED technology
- 3 year warranty on internals
- 10 year housing warranty
- Patented, High-Tech chemically resistant polymer housing
- Low dc current draw, 12 or 24 volt dc
- 2 colours in the one unit can be run individually or together
- Internally serviceable and upgradable
- Can be operated in or out of the water
- Meets World EMI standard
- No bonding to anodes required
- Operating current:
 - with 1 of either colours: less than 1.3 amps @ 12 volt
 - with both colours: less than 2.6 amps @ 12 volt
- Serviceable driver module
- Throws both a deep penetrating and wide flat beam of light from one unit
- 75mm/3" thru-hull fitting
- All new combination optic with increased horizontal spread

LUMA-VU

FOR THOSE CURIOUS TO FIND OUT WHAT LIES BELOW THE OCEAN'S GLASSY SURFACE, LET THE LUMA-VU CAMERA SHOW YOU.

The Luma-Vu Camera gives you a crystal clear view of what's happening in the ocean beneath you. Simply flick the switch and a kaleidoscope of colour will be revealed. Manufactured with Aqualuma's famous corrosion-proof, injection-moulded polymer housing, this high resolution colour CCTV camera is virtually bullet proof (and definitely shark proof!). Luma-Vu will connect to any video input and continues Aqualuma's commitment to enhance your boating experience.



TECHNICAL SPECIFICATIONS

- 2 year warranty
- Colour CCTV camera
- Hi res 520 TV lines
- NTSC or Pal Format
- Scanning system NTSC 525 lines, PAL 625 lines
- 3.6mm lens = 92° viewing angle
- 12 volt dc power source (tolerance 10-15 volt)
- Operating current 130 mA
- Sony image sensor
- Front face and sealing flange 110mm/4.33"
- Overall length 110.5mm/4.35"
- Hole saw size 60mm/2 3/8"
- Supplied with 15 metre (49 feet) of video and power supply cable.
- Scratch resistant polymer housing
- Auto iris
- Luma Vu Camera is mounted in a 6 Series housing (60mm 2 3/8" cut out)

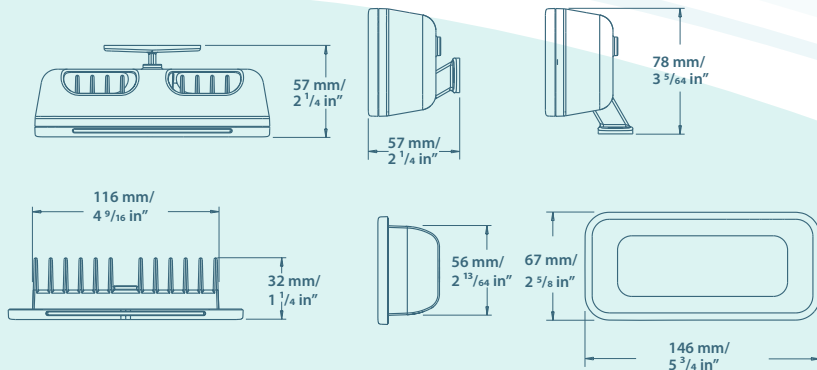
SPREADER LIGHT 12

THE SL12 COMES IN TWO VERSIONS: FLUSH MOUNT AND BRACKET MOUNT ALLOWING FUNCTIONALITY AND SMOOTH STYLING FOR A WIDE RANGE OF APPLICATIONS.

The very powerful SL12 has built in thermo control to monitor heat and will automatically ramp itself down if left on during excessively hot days. The SL12 is available in flush or bracket mount versions. Either are easy to install, offering a fantastic output and neat appearance. Manufactured in marine grade aluminium and powder coated with a stainless steel or white bezel.

BRILLIANT WHITE

- Color temperature 8000 degrees Kelvin
- Fixture Lumens : 2,000 lm



TECHNICAL SPECIFICATIONS

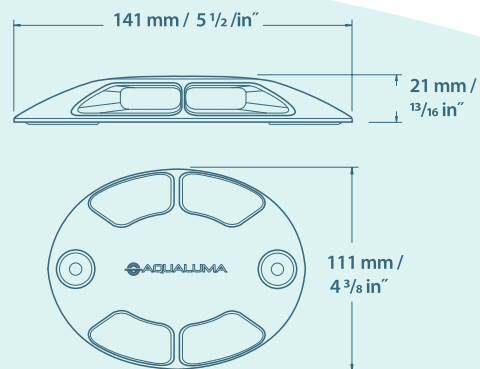
- Cable length 2 metres (6 feet)
- Current draw less than 2 amps @ 12 volt dc
- Reverse polarity protected
- Available in flush or bracket mount
- 8000k White
- Long life, high output 12 LED light engine
- White or S/S bezel
- Can accept 12 or 24 volt dc
- Recommended for any vessel where quality deck lighting is essential
- Powder coated aluminium housing with scratch resistant polymer lens
- Very wide beam to illuminate large areas
- 2 year warranty



PATHWAY LIGHT

THE PATHWAY LIGHT CASTS A FLAT BEAM IN TWO DIRECTIONS FOR MARINAS, WALKWAYS, GENERAL LAND BASED PATHWAYS AND WALL WASH APPLICATIONS.

Made from die cast stainless steel, this light is designed for many applications including marina walkways, driveways, parks and anywhere an illumination is required without glare. The Pathway Light throws a flat, wide beam to produce accent lighting and safety lighting to areas where pedestrian traffic is likely. Colours can be mixed: For example it can be white on the path side and green on the lawn side. Also available in a white and blue combination for marina's. Combinations can be customized.



TECHNICAL SPECIFICATIONS

- 12V AC / DC
- 2 year warranty
- Current draw less than .2 of an amp @ 12 v
- Reverse polarity protected
- Low cost install
- Long life, high output LEDs
- Strong enough to be driven over
- Super slim profile
- Throws a wide flat beam with no upwards glare
- IP 66 Rated
- Housing 316 marine grade S/S
- Available in various combinations: white/white, white/blue, white/green, blue/blue, green/green and blue/green

LIGHT FITTING GUIDE

Boat Length		10-25 Ft	25-35 Ft	35-45 Ft	45-60 Ft	60-80 Ft	80-200 Ft
		3-7.5 Mtr	7.5-10.5 Mtr	10.5-14 Mtr	14-18 Mtr	18-24 Mtr	24-60 Mtr
6 Series		✓✓✓✓✓	✓✓✓✓✓	✓✓✓✓✓	✓✓✓✓✓	✓✓✓✓✓	✗✗✗
12 Series		✗✓✓✓✓	✓✓✓✓✓	✓✓✓✓✓	✓✓✓✓✓	✓✓✓✓✓	✓✓✓✓✓
18 Series		✗✓✓✓✓	✓✓✓✓✓	✓✓✓✓✓	✓✓✓✓✓	✓✓✓✓✓	✓✓✓✓✓
Tri Series 18		✗✓✓✓✓	✓✓✓✓✓	✓✓✓✓✓	✓✓✓✓✓	✓✓✓✓✓	✓✓✓✓✓
GEN 5 9 Series		✓✓✓✓✓	✓✓✓✓✓	✓✓✓✓✓	✓✓✓✓✓	✓✓✓✓✓	✓✓✓✓✓
GEN 5 24 Series Blue or White		✗✓✓✓✓	✗✓✓✓✓	✓✓✓✓✓	✓✓✓✓✓	✓✓✓✓✓	✓✓✓✓✓
GEN 5 24 Series RGB		✓✓✓✓✓	✓✓✓✓✓	✓✓✓✓✓	✓✓✓✓✓	✓✓✓✓✓	✓✓✓✓✓
Legend	✓✓✓✓✓	✓✓✓✓✓		✗✗✗		✓✓✓✓✓	
	Highly Recommended	Recommended. There are better options		Not Recommended		Recommended for boats permanently in the water	

Please note the above chart is a guide only. Consult an Aqualuma dealer if you require additional assistance.

UPGRADEABLE

Did you know that all Aqualuma Thru-Hull fittings can be upgraded to the latest generation, with one simple process shown below. This upgrade can be done while the boat is in the water.



Twist end cap clockwise and remove old internals.



Slide new Generation internals into housing.



Twist cap anti clockwise, connect wire and you are done.

NOTES



Designed and manufactured in Australia

124 Siganto Drive, Helensvale, Queensland, Australia 4212

Ph: +61 75519 4555 | Fax: +61 7 5519 4177

info@aqualuma.com | www.aqualuma.com



*All information contained in this brochure is correct at time of publication. All specifications are subject to change.